



summer

SUMMER 2008

FINAL ENROLLMENT REPORT

*Comparison of Summer 2006 - 2008 Enrollment*

Presented by  
Division of Student Affairs  
Office of the Vice President  
September 10, 2008

# STOCKTON

FINAL ENROLLMENT STATISTICS

SUMMER 2008

THE RICHARD STOCKTON COLLEGE OF NEW JERSEY

**COMPARISON OF SUMMER ENROLLMENT SUMMER SESSIONS 2006-2008**

**UNDERGRADUATE**

ENROLLMENT	SUMMER 2006		SUMMER 2007		SUMMER 2008	
Headcount*	2340	4%	2476	6%	2430	(-1.9%)
Student Credit Hours (SCH)	16416	3%	18072	10%	17509	(-3.1%)
FTE**	2052	3%	2259	10%	2189	(-3.1%)
Matriculated	86%		88%		87%	
Non-Matriculated	14%		12%		13%	
<b>CHARACTERISTICS</b>						
Male	34%		36%		36%	
Female	66%		64%		64%	
African-American	7%		8%		7%	
Amer Indian/Alaskan Native	0%		0%		0%	
Asian/PI	5%		6%		6%	
Caucasian	80%		75%		78%	
Hispanic	5%		6%		6%	
Not Specified	0%		0%		1%	
Other	3%		5%		2%	
<b>CLASS LEVEL</b>						
Freshman	4%		3%		2%	
Sophomore	11%		13%		11%	
Junior	32%		33%		25%	
Senior	53%		51%		62%	

**GRADUATE & POST BACCALAUREATE**

ENROLLMENT	SUMMER 2006		SUMMER 2007		SUMMER 2008	
Headcount*	251	9%	334	33%	328	(-1.8%)
Student Credit Hours (SCH)	948	5%	1176	24%	1258	7.0%
FTE**	158	5%	196	24%	210	7.0%
Matriculated	59%		67%		70%	
Non-Matriculated	41%		33%		30%	
<b>CHARACTERISTICS</b>						
Male	24%		25%		28%	
Female	76%		75%		72%	
African-American	6%		7%		5%	
Amer Indian/Alaskan Native	0%		0%		0%	
Asian/PI	5%		3%		3%	
Caucasian	86%		84%		87%	
Hispanic	3%		4%		5%	
Not Specified	0%		0%		0%	
Other	0%		1%		0%	

**TOTAL**

ENROLLMENT	SUMMER 2006		SUMMER 2007		SUMMER 2008	
Headcount*	2591	4%	2810	8%	2758	(-1.9%)
Student Credit Hours (SCH)	17364	3%	19248	11%	18767	(-2.5%)
FTE**	2210	3%	2455	11%	2399	(-2.3%)

\*Please note that headcounts are unduplicated and percentages are rounded.

\*\* FTE is for internal comparisons only, and is based on Total Graduate Student Credit Hours divided by 6 and Total Undergraduate Student Credit Hours divided by 8.

Prepared by



DIVISION OF STUDENT AFFAIRS  
THE RICHARD STOCKTON COLLEGE OF NEW JERSEY

# STOCKTON

THE RICHARD STOCKTON COLLEGE OF NEW JERSEY

**SUMMER 2008**

## STUDENT CREDIT HOURS (SCH) BY COURSE ACRONYM

UNDERGRADUATE		
SCHOOL	ACRONYM	SCH
<b>ARHU</b>		<b>1743</b>
	ARTP	10
	ARTV	52
	COMM	570
	HIST	297
	LANG	408
	LITT	406
<b>BUSN</b>		<b>2328</b>
	ACCT	360
	BSNS	324
	CSIS	168
	FINA	296
	HTMS	96
	MGMT	784
	MKTG	300
<b>EDUC</b>		<b>1168</b>
	EDUC	1168
<b>GENS*</b>		<b>7287</b>
	GAH	1899
	GEN	598
	GIS	1693
	GNM	1486
	GSS	1459
	INTL	152
<b>HLTH</b>		<b>746</b>
	NURS	16
	PUBH	74
	SPAD	656
<b>NAMS</b>		<b>1294</b>
	BCMB	13
	BIOL	577
	CHEM	282
	ENVL	25
	GEOL	16
	MARS	95
	MATH	286
<b>SOBL</b>		<b>2943</b>
	ANTH	14
	CRIM	544
	ECON	364
	GERO	122
	POLS	60
	PSYC	1627
	SOCY	204
	SOWK	8
<b>TOTAL UNDERGRADUATE</b>		<b>17509</b>

GRADUATE			
SCHOOL	PROGRAM	CONCENTRATION	SCH
<b>ARTS &amp; HUM</b>			<b>51</b>
	MAHG		51
<b>BUSINESS</b>			<b>222</b>
	MBA		222
<b>EDUCATION</b>			<b>659</b>
	MAED		479
	MAIT		180
<b>HEALTH</b>			<b>257</b>
	OCTH		97
	PHTH		160
<b>SOC &amp; BEHAV</b>			<b>69</b>
	CRIM		69
<b>TOTAL GRADUATE</b>			<b>1258</b>

<b>TOTAL GRADUATE</b>	<b>1258.0</b>
<b>TOTAL UNDERGRADUATE</b>	<b>17509.0</b>
<b>TOTAL COLLEGE</b>	<b>18767.0</b>

Official data are maintained by the Office of Institutional Research. Data are published and updated on the Stockton College Web site on a regular basis. Please refer to the Web site at [www.stockton.edu/ir](http://www.stockton.edu/ir) for official data.

\*Please note that General Studies classes may be budgeted by other schools. Specific information is provided by General Studies.

Prepared by



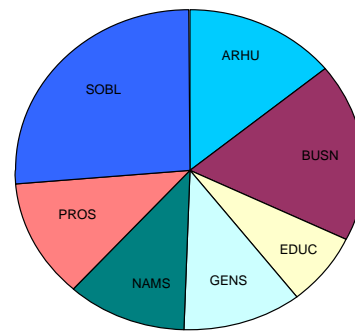
**DIVISION OF STUDENT AFFAIRS**  
THE RICHARD STOCKTON COLLEGE OF NEW JERSEY

### Undergraduate enrollment by school of faculty/adjunct origin

School	2004	2005	2006	2007	2008
ARHU	11%	16%	13%	17%	14%
BUSN					18%
EDUC	_*	_*	_*	10%	7%
GENS	15%	7%	8%	9%	11%
NAMS	15%	7%	11%	12%	11%
PROS	27%	37%	36%	27%	12%
SOBL	37%	34%	31%	26%	26%

\*combined with PROS

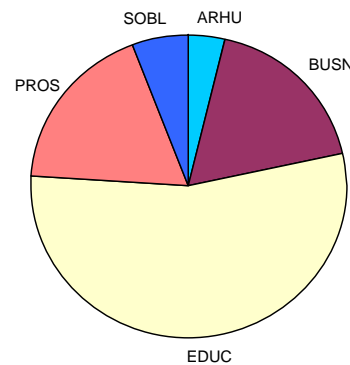
% Enrollment by School Origin of Faculty  
Summer 2008



### Graduate enrollment by school of faculty/adjunct origin

School	2008
ARHU	4%
BUSN	18%
EDUC	55%
PROS	18%
SOBL	6%

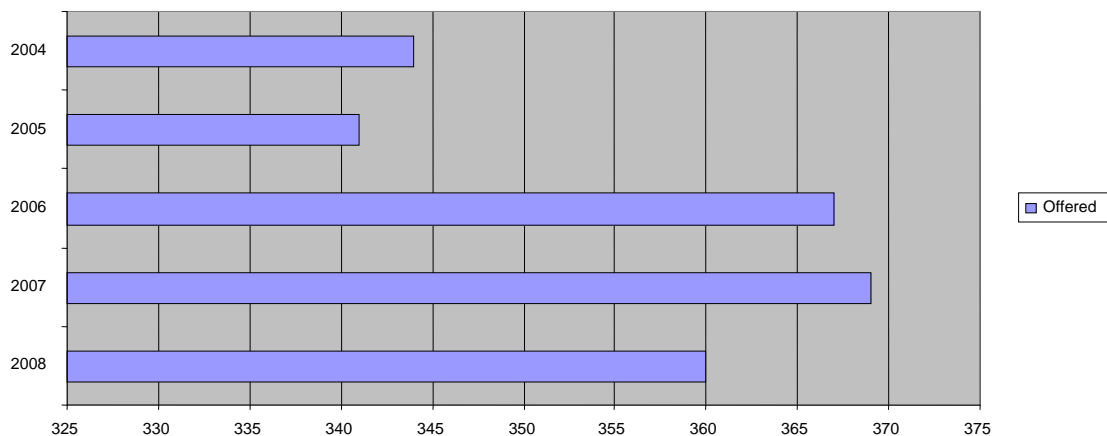
% Grad Enrollments by School Origin of Faculty  
Summer 2008



### Total number of courses offered and cancelled

	2004	2005	2006	2007	2008
Offered	344	341	367	369	360
Cancelled	71	87	96	75	75
Percentage Cancelled	21%	26%	26%	20%	21%

Total Number of Courses Offered Summer Session 2004-2008



## Permission granted to take courses elsewhere

	2004	2005	2006	2007	2008
Student Credit Hours	379	678	606	495	520
FTE	47	85	76	62	65

## Summer 2008

As of 8/14/2008

Revenue	FY08	FY09	Total
Tuition Undergrad	2,022,915.85	1,238,786.80	3,261,702.65
Tuition Graduate	379,424.43	205,437.60	584,862.03
General Service Fee	383,045.25	232,277.85	615,323.10
Tech Fee	87,553.20	53,092.08	140,645.28
Facilities Fee	175,106.40	106,184.16	140,645.28
Non-Matric Fee*			16,450.00
Sum Forfeit Fee*			4,450.00
	<u>\$3,048,045.13</u>	<u>\$1,835,778.9</u>	<u>\$4,904,723.62**</u>
Expenses	FY08	FY09	Total
Salaries	708,104.50	458,595.50	1,166,700.00
Benefits	54,169.99	35,082.56	89,252.55
Waivers	55,085.47	38,237.46	93,322.93
Other Non Salary	41,794.18	-	41,794.18
	<u>\$859,154.14</u>	<u>\$531,915.52</u>	<u>\$1,391,069.66</u>
<b>Net</b>			<u><u><b>3,513,653.96</b></u></u>

\*Per Bursar's Office

\*\*Please Note: \$53,739.72 included in total revenue to be transferred from SRI/ETTC grant