




LLOYD D. LEVENSON INSTITUTE
OF GAMING, HOSPITALITY & TOURISM
THE RICHARD STOCKTON COLLEGE OF NEW JERSEY



2012 Tourism Promotion Survey
*Insights into the Travel and Gaming Behavior
of Northeast US Residents*



THE LLOYD D. LEVENSON INSTITUTE OF GAMING, HOSPITALITY AND TOURISM

in the School of Business at the Richard Stockton College of New Jersey, leverages Stockton's intellectual resources and community connections to provide research and outreach that supports gaming and tourism leaders and policy makers in the Atlantic City region, in the State of New Jersey and beyond.

Israel Posner, Ph.D., Executive Director
Lloyd D. Levenson Institute of Gaming,
Hospitality and Tourism

2012 TOURISM PROMOTION SURVEY

The 2012 Tourism Promotion Survey was conducted by Stockton College's Lloyd D. Levenson Institute of Gaming, Hospitality and Tourism (LIGHT) with support from the William J. Hughes Center for Public Policy. This 6th annual tourism survey, based upon a sample of more than 3,000 respondents gathered by Zogby International, in 16 major Northeast United States markets, provides insight into demographic, activity preference and planning habits of general recreational travelers and compares them to casino travelers. The implications for Atlantic City and destination resorts, in general, are considered.

The research team included:

Dr. Brian J. Tyrrell: Survey Project Manager, Associate Professor of Hospitality and Tourism Management Studies in the School of Business www.stockton.edu/busn (609.652.4759)

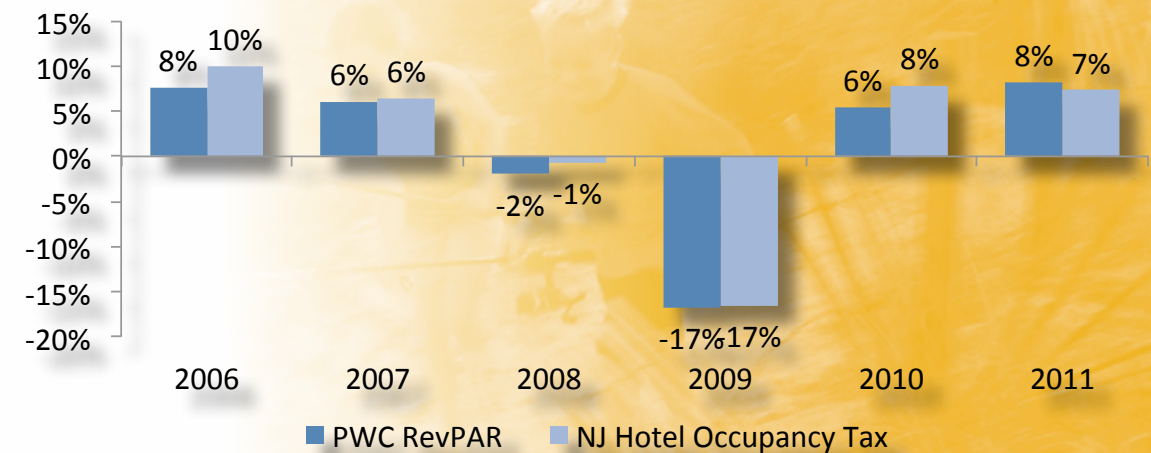
Dr. Israel Posner: Executive Director, Lloyd D. Levenson Institute of Gaming, Hospitality and Tourism at The Richard Stockton College of New Jersey www.stockton.edu/levenson (609.347.2168)

New Jersey State Hotel Occupancy Tax



Source: New Jersey Division of Taxation, 2012. New Jersey Hotel and Motel Occupancy Fee Information.

PriceWaterhouseCoopers (PWC) Revenue per Available Room trends compared with NJ Hotel Occupancy Tax

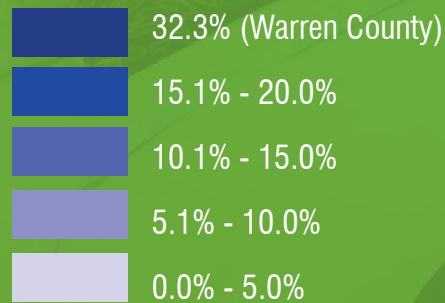
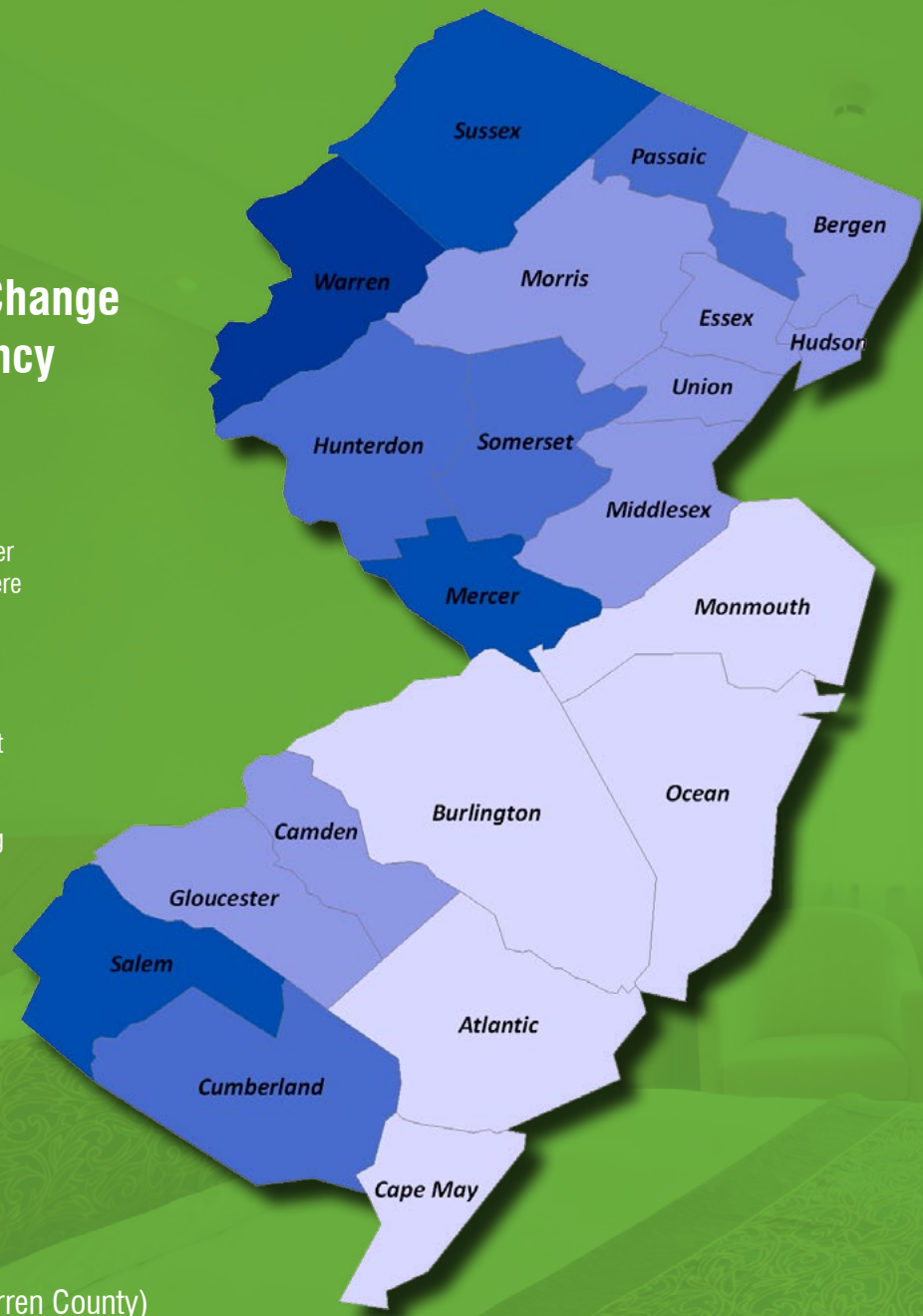


Source: New Jersey Division of Taxation, (2012). New Jersey Hotel and Motel Occupancy Fee Information. and

PriceWaterhouseCoopers (2012). With Improved Occupancy, Focus Turns to Pricing in 2012, According to PwC US Lodging Industry Forecast. Available online at <http://www.marketwatch.com/story/with-improved-occupancy-focus-turns-to-pricing-in-2012-according-to-pwc-us-lodging-industry-forecast-2012-01-23>.


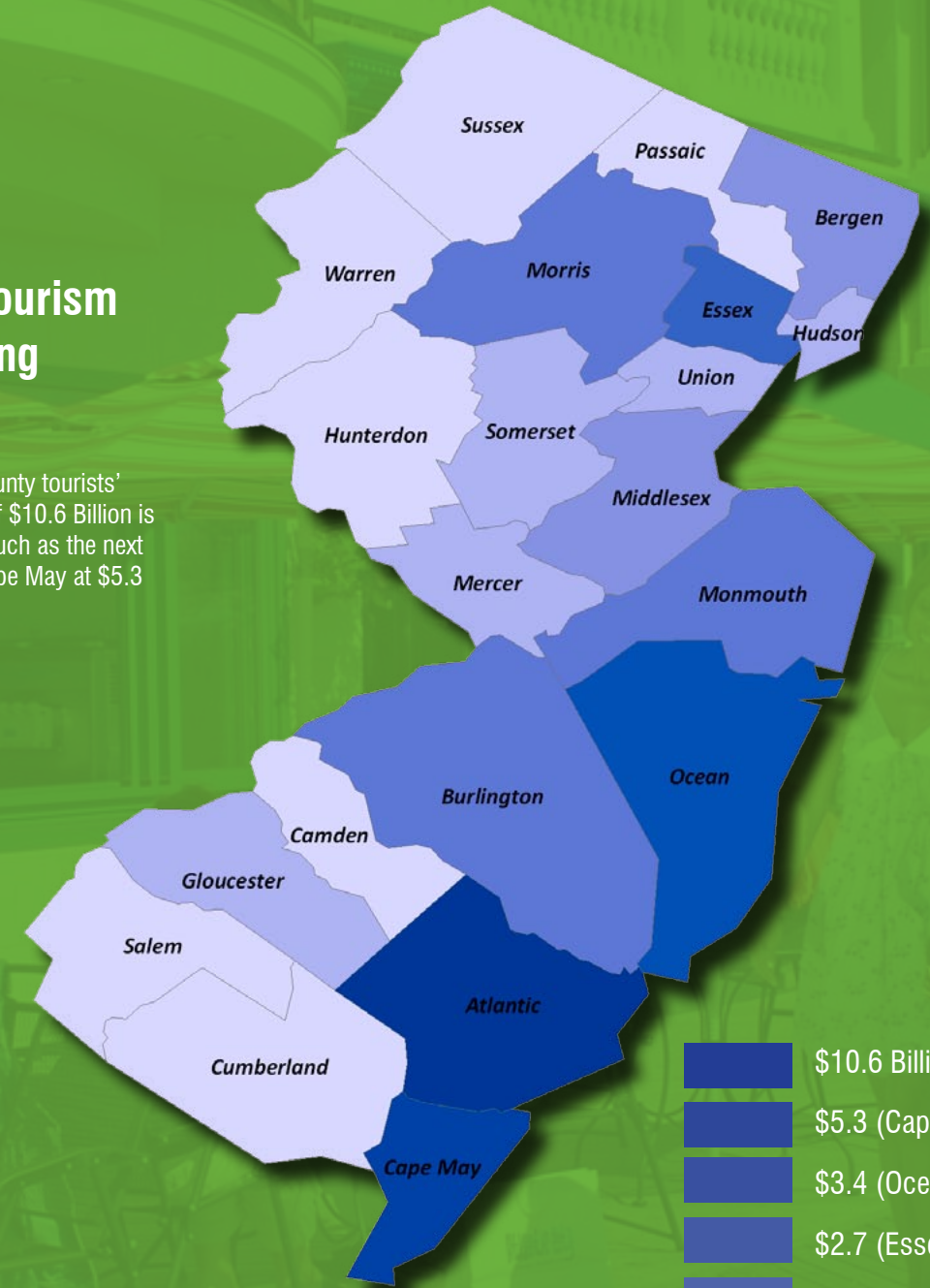
Year over Year Change in Hotel Occupancy Tax Receipts

- The shore communities were more stable during the recession and thus their lower percentage gains in 2011 were not a big surprise.
- Interestingly, the strong 2011 performance in Sussex and Warren are two very different stories.
- Warren County is rebounding from some of the worst performance in the state in both 2009 and 2010.
- Sussex County has been outperforming most of the state over the past 5 years.



2010 Tourism Spending

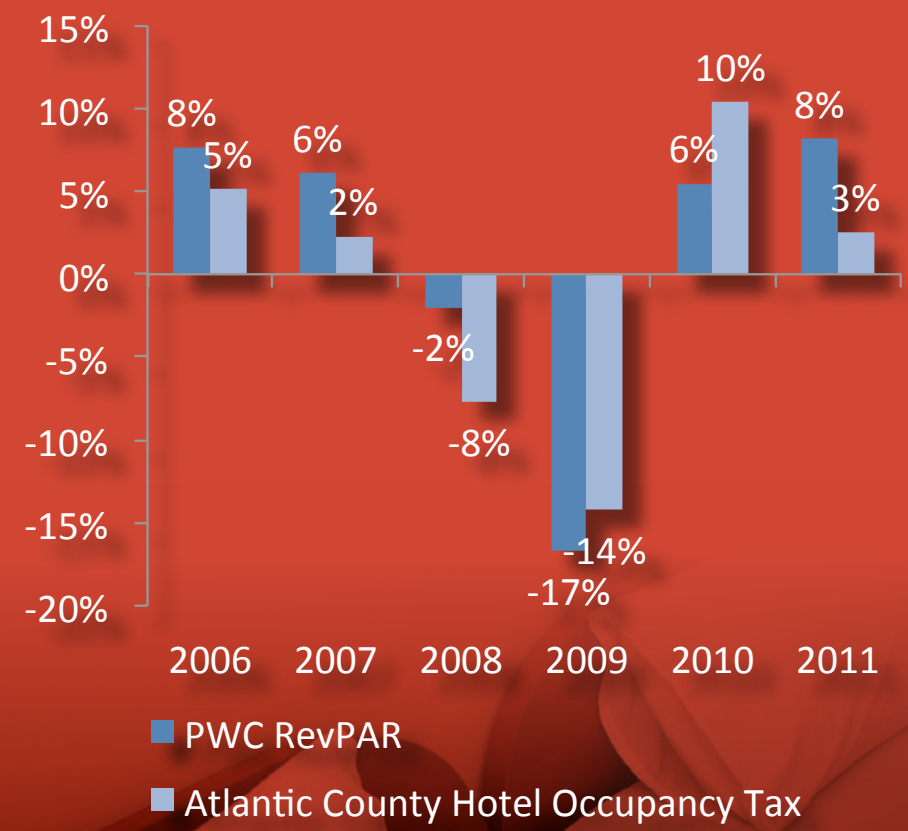
- Atlantic County tourists' spending of \$10.6 Billion is twice as much as the next county (Cape May at \$5.3 Billion)



Source: McGill, K. and Gray, J. (2011). 2010 Tourism Economic Impact Study. Conducted for the New Jersey Division of Travel and Tourism by Vantage Strategy. Available at www.visitnj.org.

Atlantic County Hotel Occupancy Tax and PriceWaterhouseCoopers RevPAR 2006 - 2011

- Hotel revenues in Atlantic County have closely tracked national trends in hotel revenues.
- PriceWaterhouseCoopers is projecting an increase of 6.25% in Hotel Revenue for 2012.
- The opening of Revel in the Spring of 2012 will boost the available supply of rooms for Atlantic County.

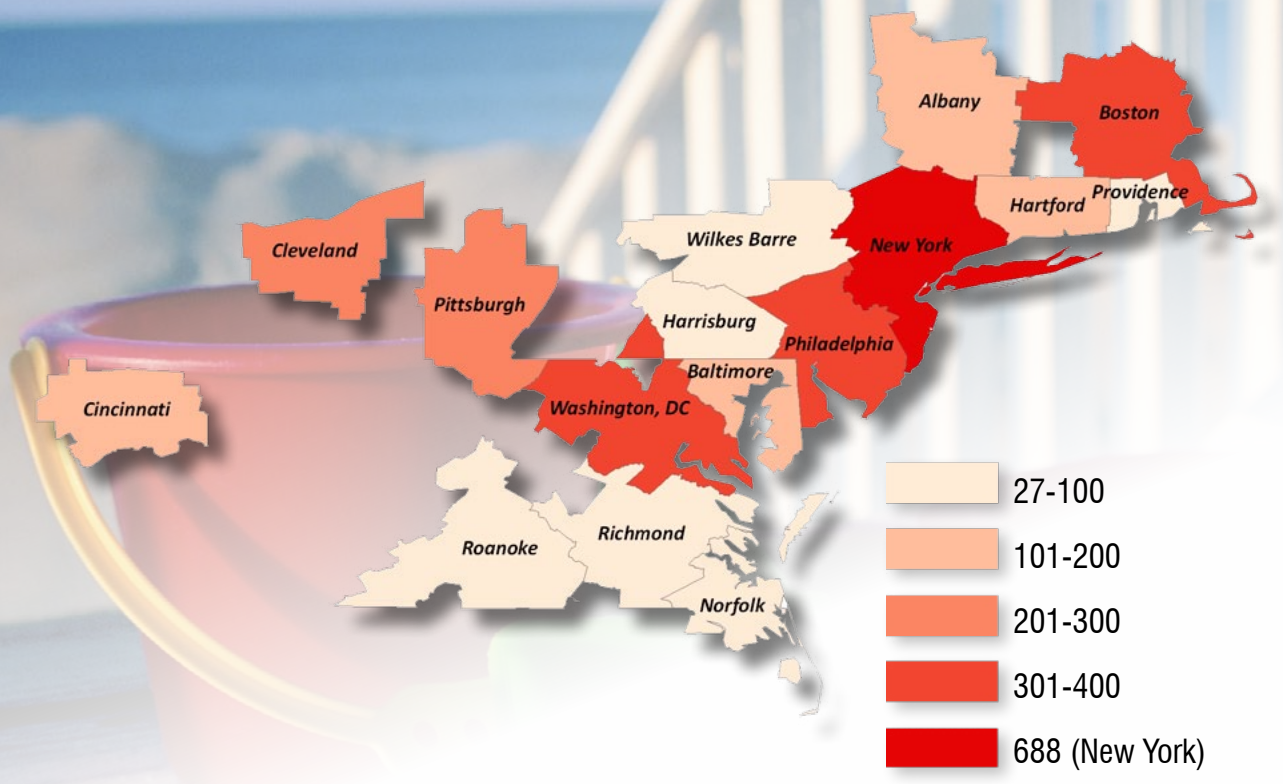


Source: New Jersey Division of Taxation, (2012). New Jersey Hotel and Motel Occupancy Fee Information. and PriceWaterhouseCoopers (2012). With Improved Occupancy, Focus Turns to Pricing in 2012, According to PwC US Lodging Industry Forecast. Available online at <http://www.marketwatch.com/story/with-improved-occupancy-focus-turns-to-pricing-in-2012-according-to-pwc-us-lodging-industry-forecast-2012-01-23>.

Sample Characteristics by Designated Market Area

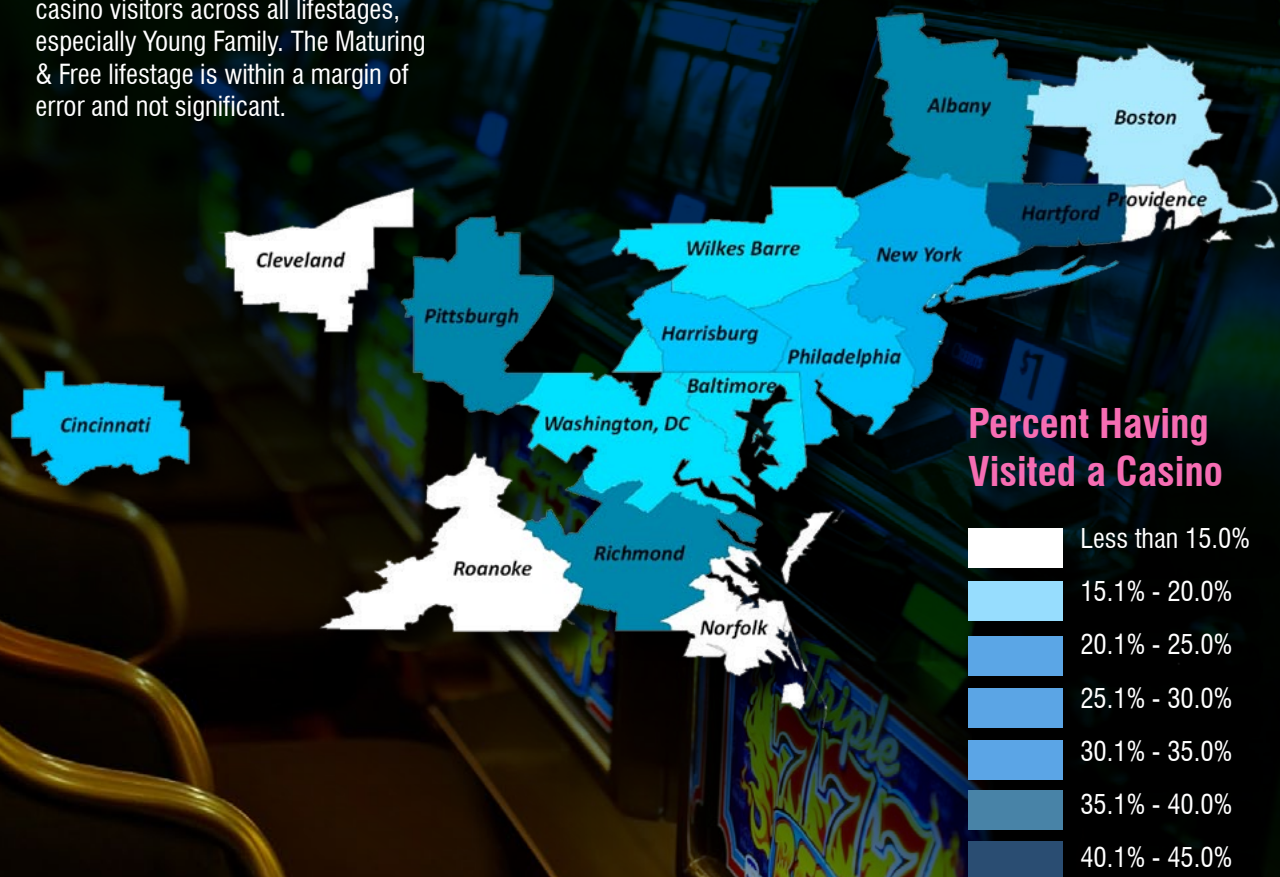
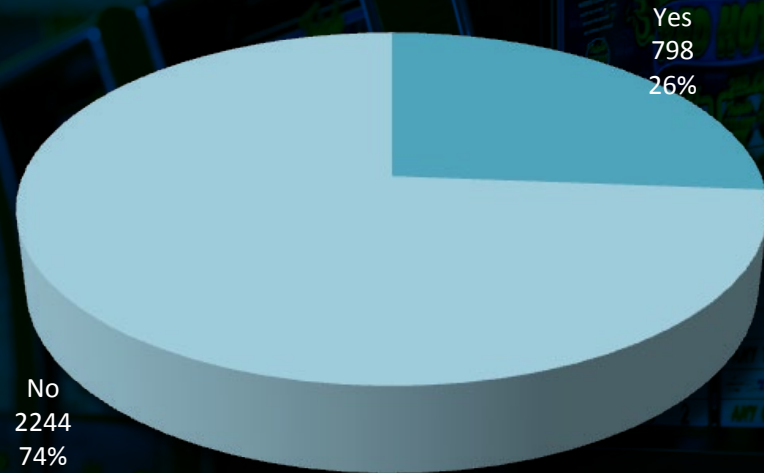
- In February of 2012 the Lloyd D. Levenson Institute of Gaming, Hospitality and Tourism (LIGHT), in conjunction with Zogby International, surveyed 3,043 individuals residing in the Northeast United States.
- The sample was drawn from the 16 Designated Market Areas (DMA's) that produce the most visitors to the state of New Jersey.

Designated Market Areas (DMA's)	Total
New York	688
Philadelphia	380
Boston	343
Washington, DC	334
Cleveland	233
Cincinnati	211
Pittsburgh	204
Baltimore	149
Albany	122
Hartford	110
Harrisburg	89
Wilkes Barre	76
Richmond	66
Norfolk	58
Providence	53
Roanoke	27



Have you visited a casino or slots parlor in the past 12 months?

- The 26% that had visited a casino in the past 12 months is slightly higher than what we found last year (23%) but within a margin of error.
- Once again, Hartford was found to produce the highest percentage of casino visitors, with nearly half suggesting they'd visited in the past 12 months.
- With the proliferation of gaming in the northeast, this year's highlights focus a bit more closely on visitors to Pennsylvania and New Jersey Casinos.
- We see higher percentages of casino visitors across all lifestages, especially Young Family. The Maturing & Free lifestage is within a margin of error and not significant.

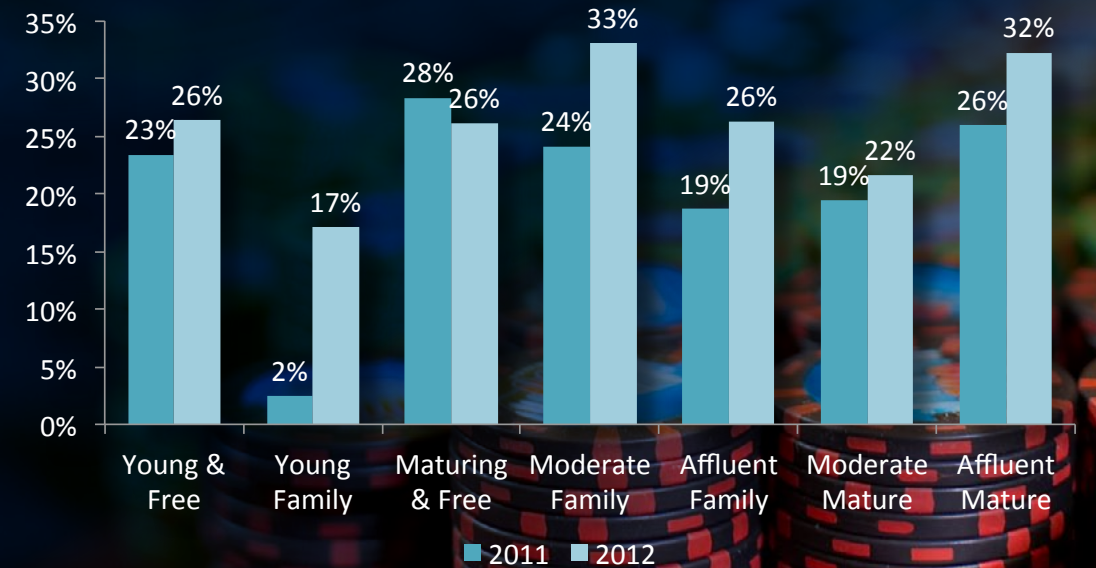


Family Life Cycles (Lifestage^[1])

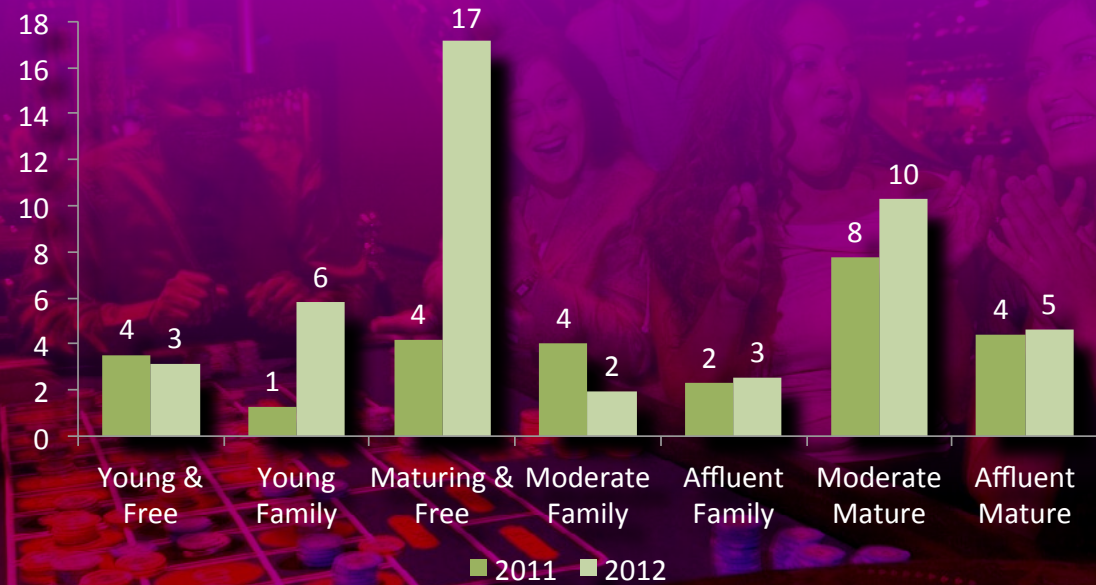
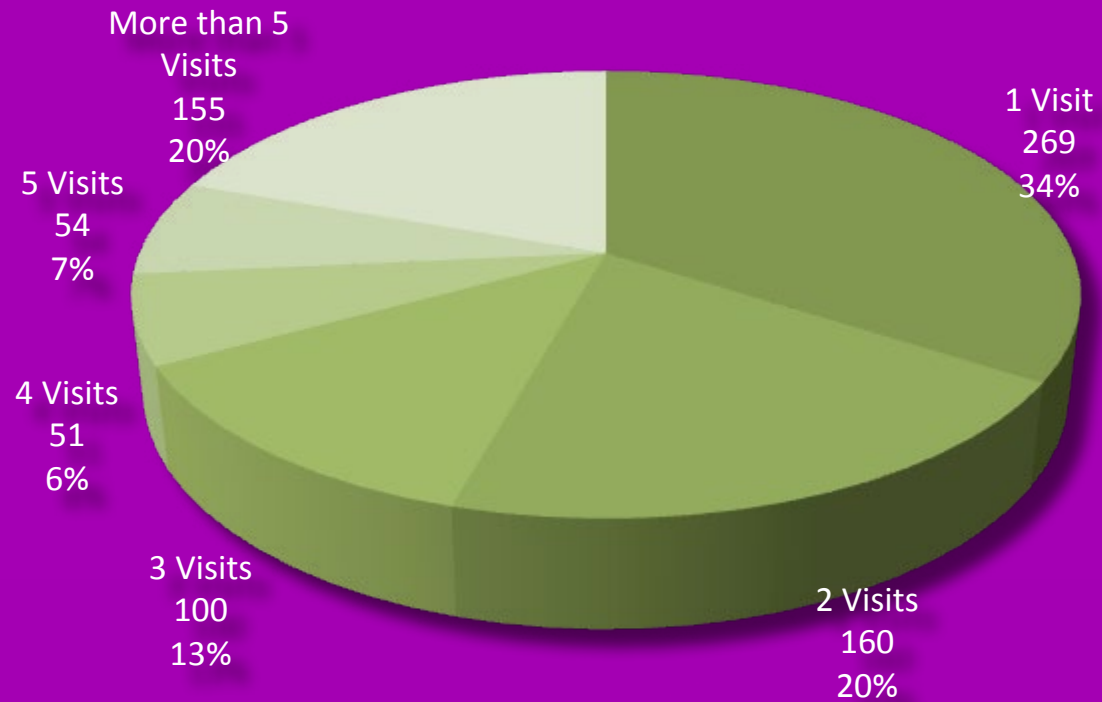
Lifestage	Age of the Household Head	Household Income	Children under Age 18 in Household
Young & Free	18-34 years	any	no
Young Family	18-34 years	any	yes
Maturing & Free	35-54 years	any	no
Moderate Family	35-54 years	Under \$75K	yes
Affluent Family	35-54 years	\$75K or higher	yes
Moderate Mature	55 years or older	Under \$75K	no
Affluent Mature	55 years or older	\$75K or higher	no

[1] DK Shifflet & Associates (2007). NJ FY2006p Visitor Profile Public Version. Retrieved January 5, 2008 from the New Jersey Division of Travel and Tourism website: <http://www.state.nj.us/travel/pdf/ty2006-visitor-profile-4-2-07.pdf>

Percentage having visited a casino or slots parlor in the past 12 months



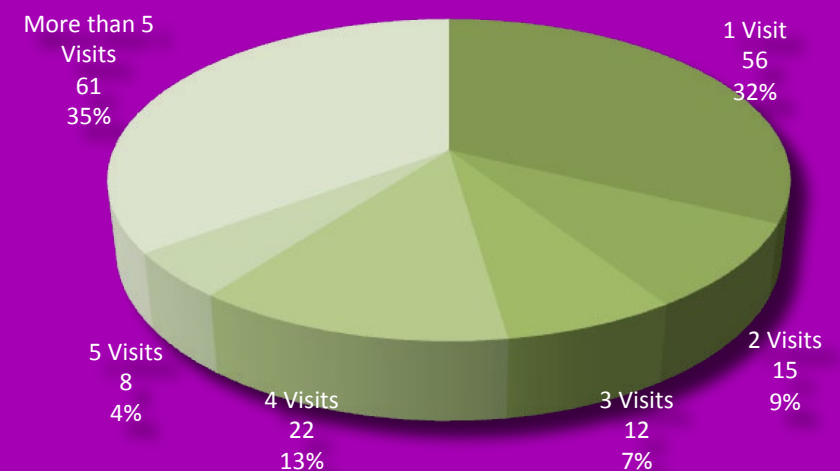
How many times have you visited a casino in the past 12 months?



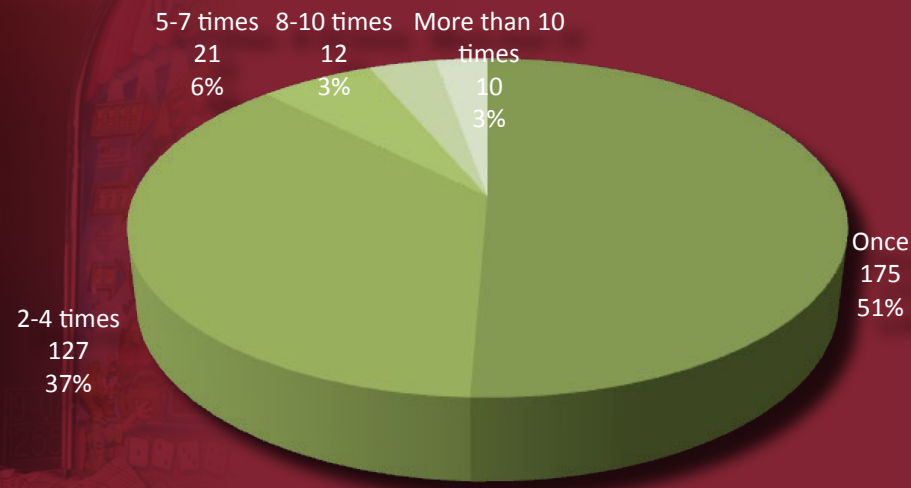
Maturing & Free

- Despite the relatively unchanged percentage of the Maturing & Free that said they had visited a casino in the past 12 months, this important lifestage segment for the industry reported having visited much more frequently (17.1 times) this year compared with last (4.2 times).
- Indeed, a closer examination of the Maturing & Free reveals that more than a third of these individuals visited a casino or slots parlor more than five times.
- Importantly, the Maturing & Free had nearly twice as many respondents (35.1%) reporting they'd visited a casino more than five times when compared with the general population (19.6%).
- Still, the research cannot reveal whether the increase in the frequency with the Maturing & Free is as a result of an improving economy or the increased proliferation of gaming supply in the Northeast.

Maturing & Free visits to a casino in the past 12 months?

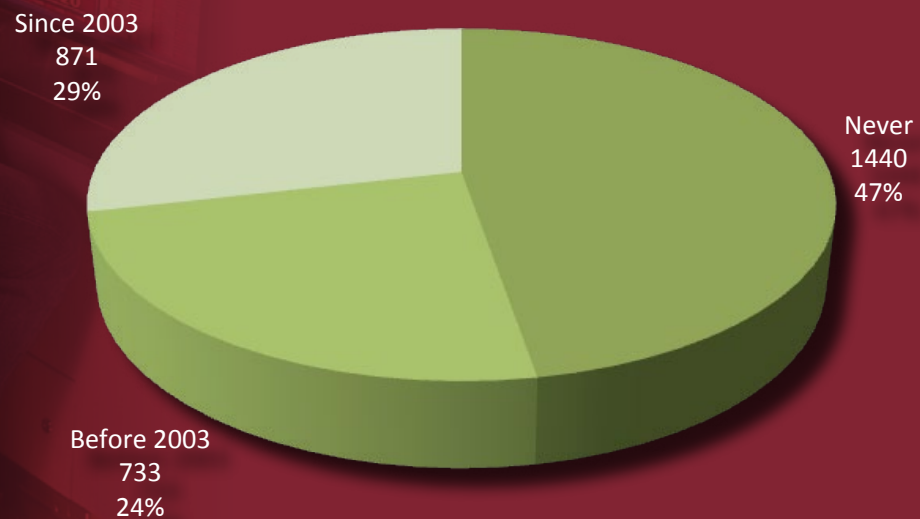


How many times in the past 12 months have you visited Atlantic City?

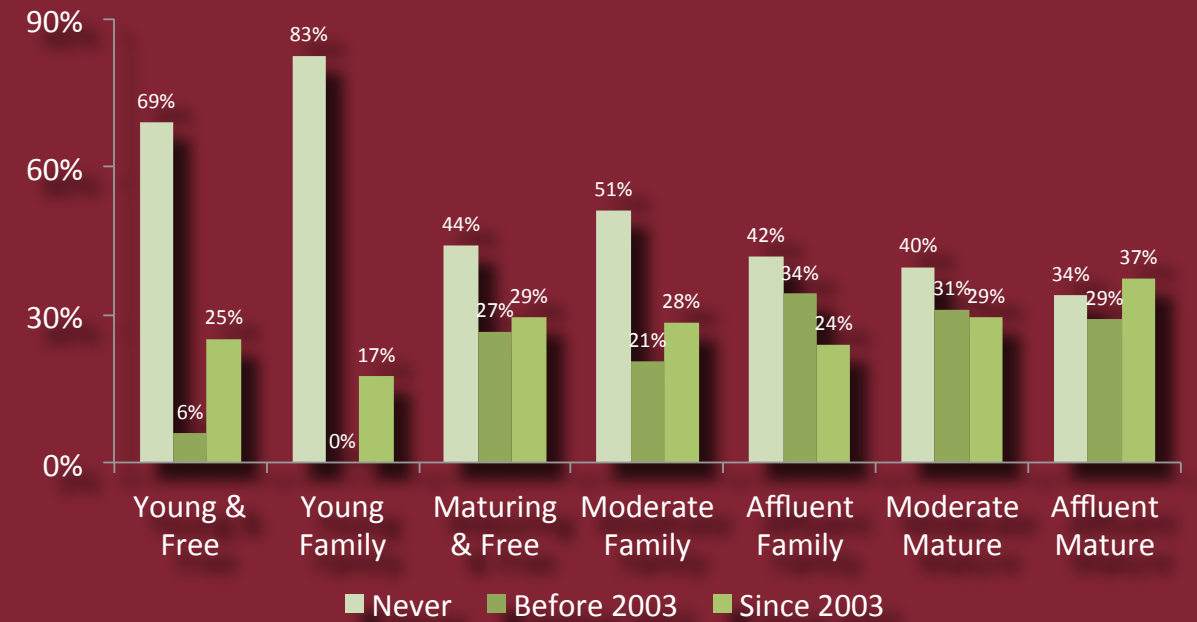


- Nearly half (47%) of the respondents had never visited Atlantic City.
- Another fourth (24%) had not been here since before 2003.
- Almost half of those who'd actually visited Atlantic City have a memory of a city that is pre Borgata, The Walk, The Quarter, Caesar's Pier, and major renovations and additions to existing properties throughout the city.

When was the last time you visited Atlantic City?



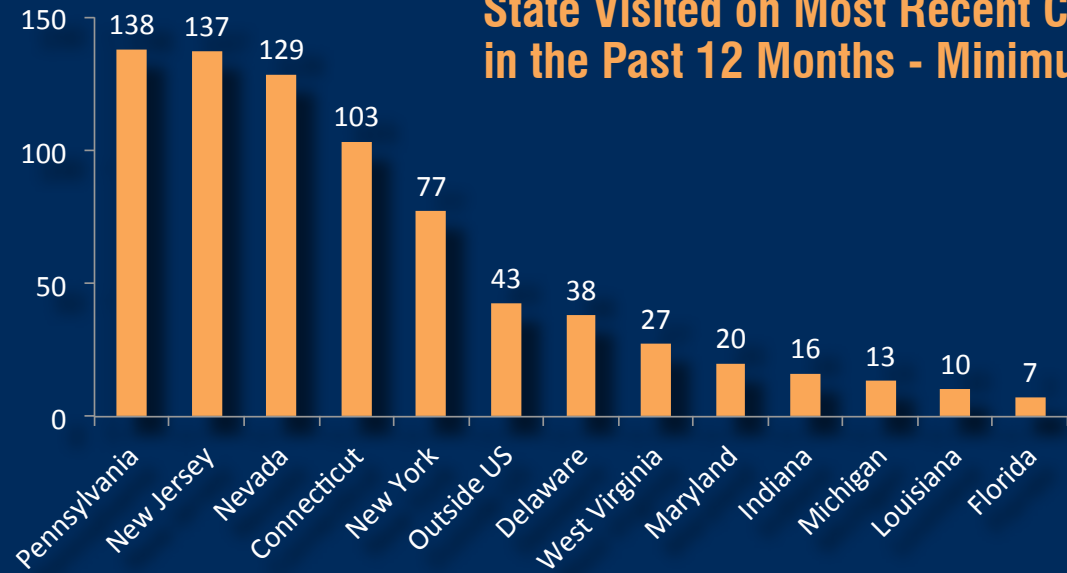
Most Recent Visit to Atlantic City by Lifestage



Primary Trip Purpose by Visits Before and After 2003

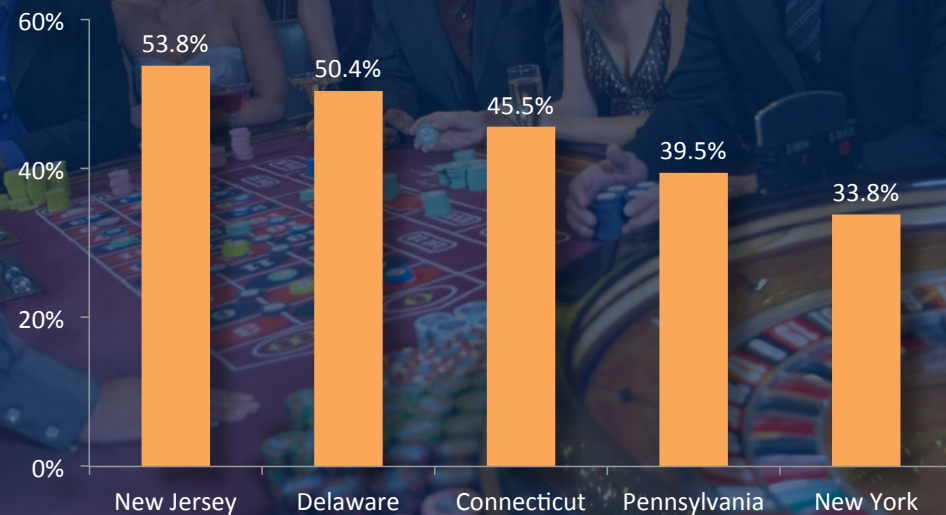


State Visited on Most Recent Casino Trip in the Past 12 Months - Minimum 5 Trips



- Respondents were asked specifically about their last casino trip in the past 12 months.
- Pennsylvania narrowly edged out New Jersey as the most popular response to where their last casino trip was.
- We believe the time of the administration of the survey (February) greatly influenced the responses we received to this question. Had it been conducted at the end of the summer, we likely would have had a different distribution of responses.
- Still, the ability to compare visitors across casino destinations is invaluable and a series of research will follow on this important question as well.
- Indeed, while Pennsylvania just garners the top spot on the most recent casino trip question, New Jersey is clearly tops as to visitor satisfaction, with over half of respondents expressing satisfaction with that trip.

Satisfaction with Most Recent Casino Trip



Research Team



**Brian J. Tyrrell, Ph.D.,
(PURDUE UNIVERSITY)**
*Interim Director, NJ Center for
Hospitality and Tourism Research*
Assistant Professor, Hospitality and
Tourism Management Studies
PO Box 195, Jimmie Leeds Road
Pomona, NJ 08240
(609) 652-4759 (Office)
(609) 626-6045 (Fax)
Brian.Tyrrell@Stockton.edu



**Israel Posner, Ph.D.,
(TEMPLE UNIVERSITY)**
*Executive Director, Lloyd D.
Levenson Institute of Gaming,
Hospitality and Tourism*
35 S. Dr. Martin Luther King Jr.
Blvd., Atlantic City, NJ 08401
(609) 347-2168 (Office)
Israel.Posner@Stockton.edu
www.stockton.edu/levenson

Sponsored by the:

LLOYD D. LEVENSON INSTITUTE
OF GAMING, HOSPITALITY & TOURISM
THE RICHARD STOCKTON COLLEGE OF NEW JERSEY

LLOYD D. LEVENSON INSTITUTE
OF GAMING, HOSPITALITY & TOURISM
THE RICHARD STOCKTON COLLEGE OF NEW JERSEY

Israel Posner, PhD
Executive Director

CARNEGIE LIBRARY CENTER

35 S. Dr. Martin Luther King Jr. Blvd. | Atlantic City, NJ 08401
609.347.2168 | www.stockton.edu/levenson

ADVISORY BOARD

Robert Boughner	Joseph Jacobs
Anthony Catanoso	Mark Juliano
Norman Cohn	Lynne Kaufman
David Cordish	Edward Kline
Keith Dawn	Charles Kramer
Kevin DeSanctis	Liane Levenson
Ron DiMenna	Lloyd D. Levenson
Andy Dolce	D. Herbert Lipson
Frank Dougherty	George Lynn, Chair
Mark Giannantonio	Vincent Maione
Dennis Gomes*	Don Marrantino
Edward Graham	Gina Merritt-Epps
Robert Griffin	Robert J. Pasahow, PhD
Gary Hill	Robert Pickus

**Deceased*

Stockton College Ex-Officio:

Dr. Herman J. Saatkamp, Jr., President
Dr. Harvey Kesselman, Provost and Executive Vice President

STOCKTON
NEW JERSEY'S
DISTINCTIVE
Public College

40 YEARS OF EXCELLENCE

1971-2011