



Mentimeter – A tool for Active Learning and Student Engagement



The image shows the Mentimeter logo, which consists of a blue square icon with a white bar chart inside, followed by the word "Mentimeter" in a bold, blue, sans-serif font. The logo is centered within a white rectangular box that has a thin black border. The background of the slide features a light blue sky with a white cloud, a green hill, and a purple and orange gradient at the bottom. There are also several decorative circles in purple, orange, and red.

Mentimeter:

-a useful tool that enables educators to implement active learning and engage students in the classroom


To use mentimeter:

- Internet enabled device with a web browser is needed
- iOS and Android – app is available to download



Create a free account

 Sign up with Facebook

 Sign up with Google

or using email

First and last name

Your email address

Choose a password

At least 8 characters

Sign up

By signing up you accept our [terms of use](#) and [policies](#).

Already have an account? [Log in](#)

[Sign up with SSO](#)

It is easy to set up:

You can create a free account by going to

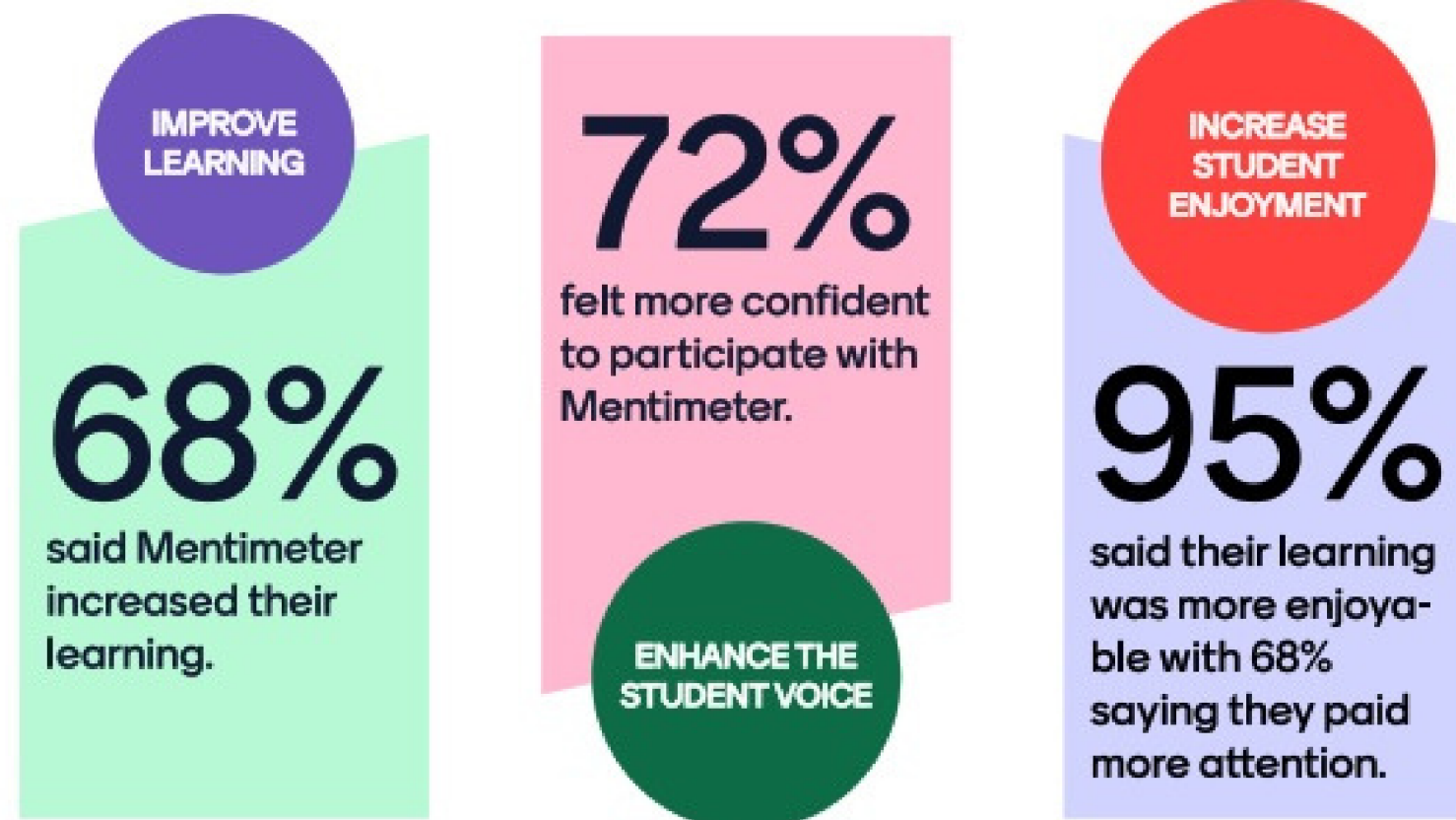
www.mentimeter.com

ADVANTAGES

- Improve learning outcomes at scale.
- Increase student satisfaction and equalise the opportunity to participate.
- Check knowledge and understanding with real-time formative assessment.
- Collect opinions, ideas, and feedback for a student-centered learning experience.
- Effortlessly facilitate active learning.
- Modernise teaching, whether on-site or online.

More engaged students

Mentimeter gives everyone an equal chance to participate through anonymous contributions.




OUTCOMES

How can mentimeter help students learn?



Help students take a more active role

- Everyone can showcase their knowledge by voting on Polls and Word Clouds.
- Don't wait for students to raise a hand by letting them vote or ask questions anonymously.
- Let students give feedback on lectures to explain how they prefer to learn.




Covering every type of assessment

- Run formative assessments during lessons and classes with the help of open-ended questions, scales, and more.
- Create a fun multiple-choice pop quiz with leaderboards to spark some light-hearted competition.
- Get creative with Pin-on Image or Guess the Number to create a unique test for students.



Exchange every great idea

- Pose students questions and let them reflect before typing out their answers.
- Boost participation levels thanks to anonymous smartphone voting.
- Responses appear on screen as dynamic visuals for everyone in the room and online to see.



Make everyone part of the experience

- Allow everyone in attendance to take part in activities with the help of their smartphones.
- Visualize responses on screen for everyone in the audience to see.
- Boost participation levels with the help of anonymous voting.

You can use different templates for your projects

Mentimeter [Explore other plans](#) ?

My presentations
Templates
Tutorials
Trash

Templates

[All templates](#)

- Team Meeting
- Workshop & Brainstorming
- Training
- Team Building
- Agile Workflow

[See more categories >](#)

Skip templates when creating

6 slides

Make decisions
6 slides

5 slides

S.W.O.T. analysis
9 slides

6 slides

Workshop Topics
5 slides

Workshop check-out
7 slides

Pre-training check-in
6 slides

Resolve Unclearities
6 slides

EXAMPLE: WORD CLOUDS



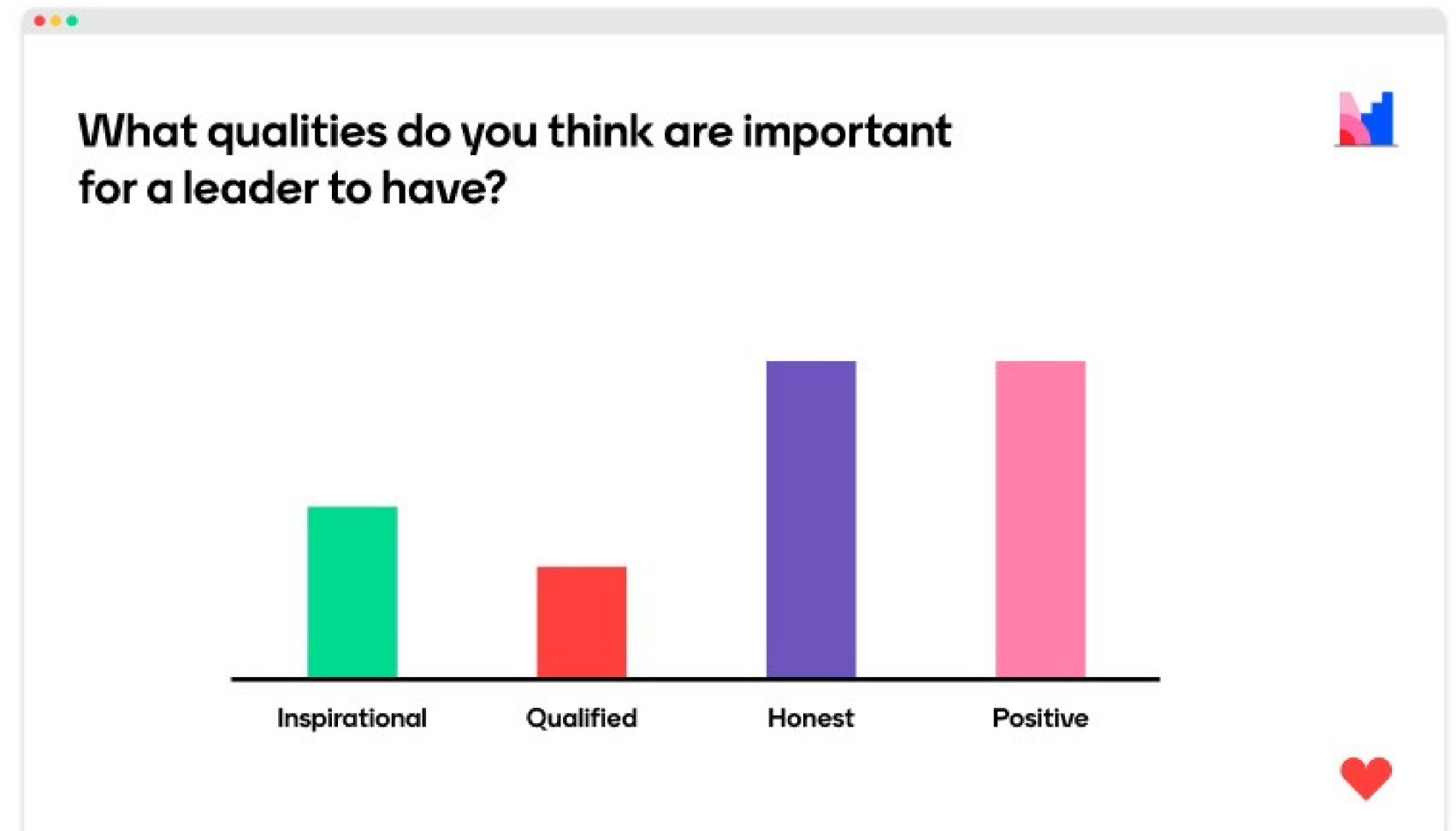
How to Create a Word Cloud

Let your audience create beautiful Word Clouds. Simply ask a question, present it to your audience, and let them add words with their smartphone or other devices. Answers appear in real-time to build a dynamic Word Cloud. The bigger the word or emoji, the more people have submitted it, making it easy to spot the most popular answers.

EXAMPLE: MULTIPLE CHOICE POLLS

Multiple Choice Polls

Collects answers, thoughts, opinions, and data with simple multiple choice questions. Use them in a live setting or as part of a [survey](#) to hear what your audience has to say. Add images and GIFs to your questions for an extra element of engagement.



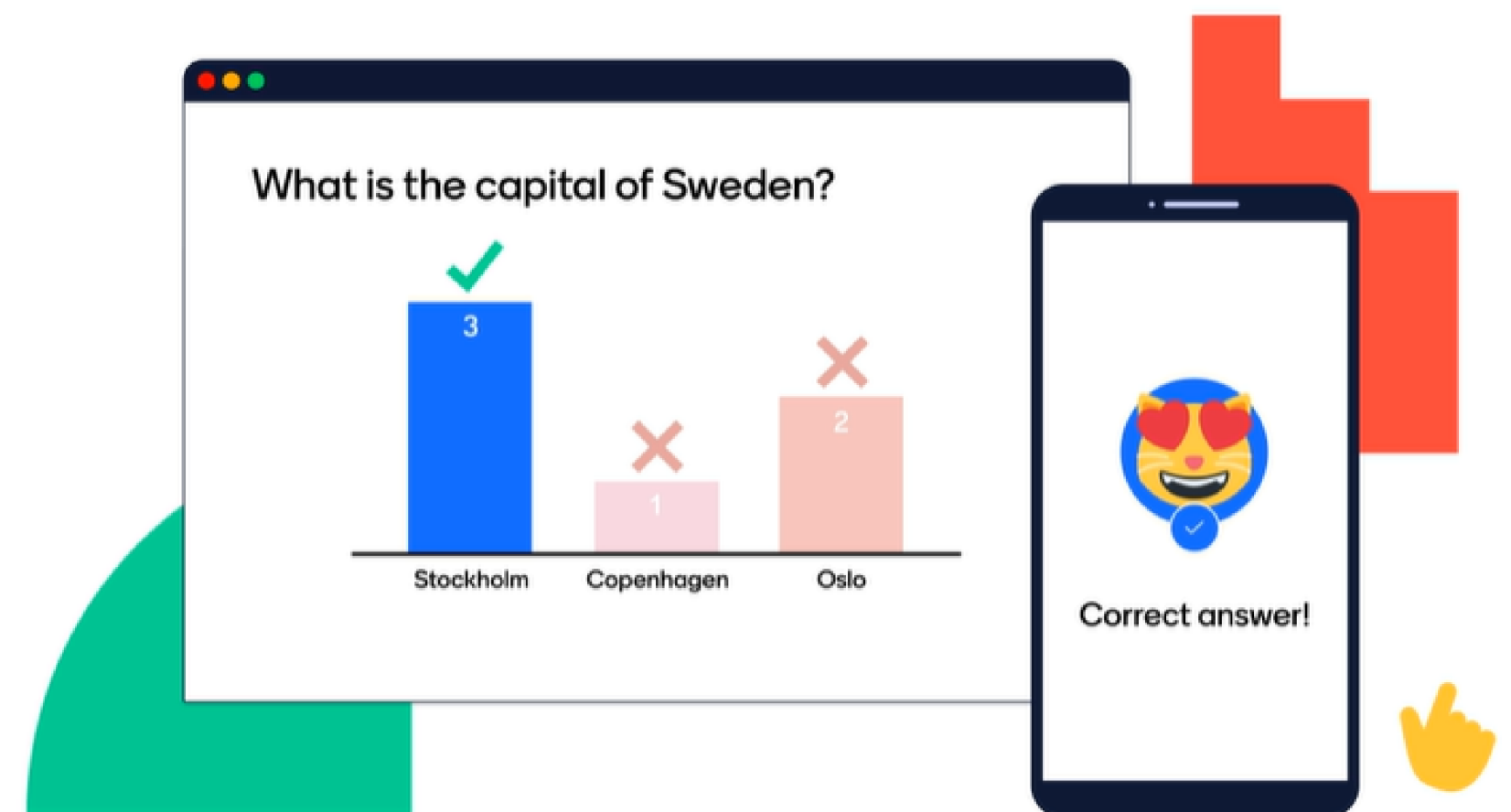
EXAMPLE: QUIZZES

Create a Quiz to Test Your Audience

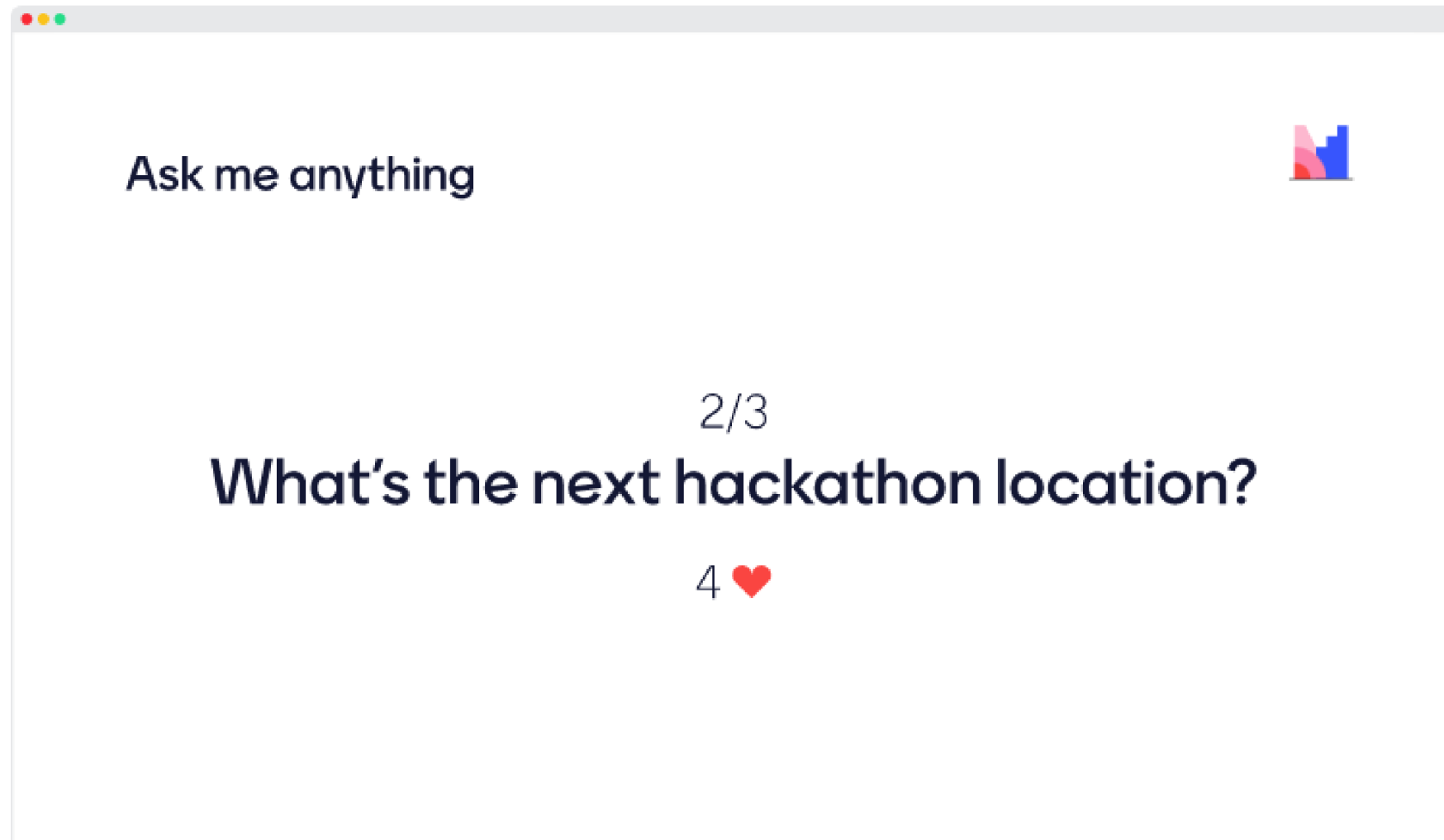
Create interactive quizzes designed to be enjoyable and dynamic, no matter if you want to test your colleague's knowledge, run a fun quiz with your friends, or help students study.

[Sign up for Free](#)

No credit card needed



EXAMPLE: Q&A SESSIONS



Enhance your presentation with a Q&A

Make your Mentimeter presentations even more inclusive by allowing your audience to pose questions directly and anonymously. Add Q&A slides or let your audience input their questions throughout your presentation. Combine with the Mentimote to enable question moderation.

**Once the
project is set
up, it is easy to
share with
students**

Go to

www.menti.com

Enter the code

7365 5927



Thank You

All information and images in this resource were obtained from the mentimeter website and promotional materials