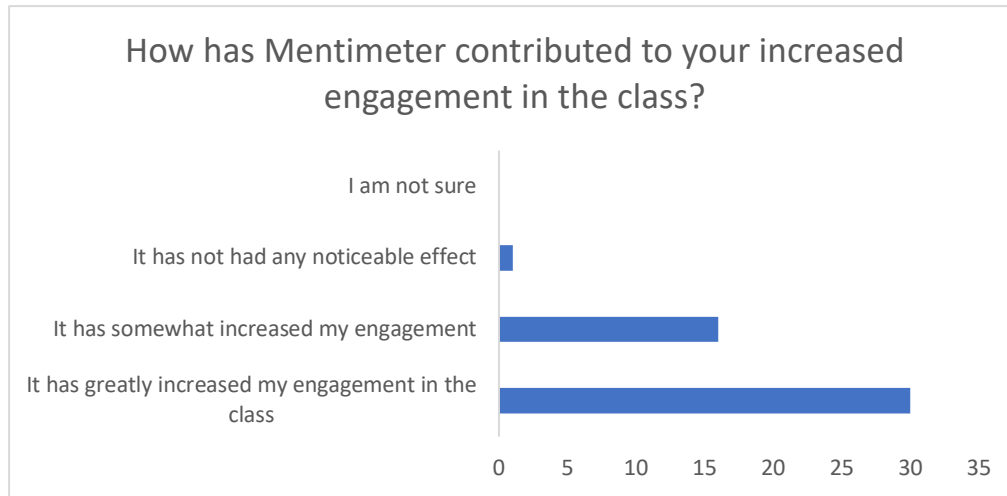
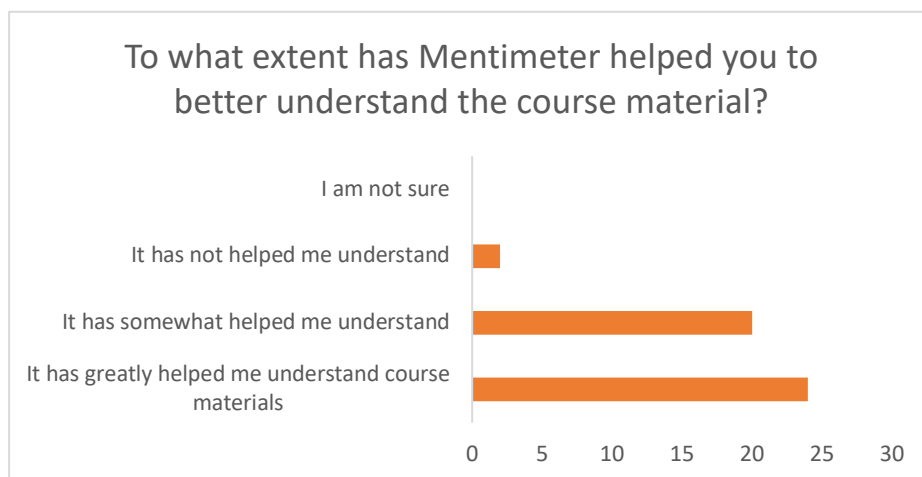


Mentimeter User Report

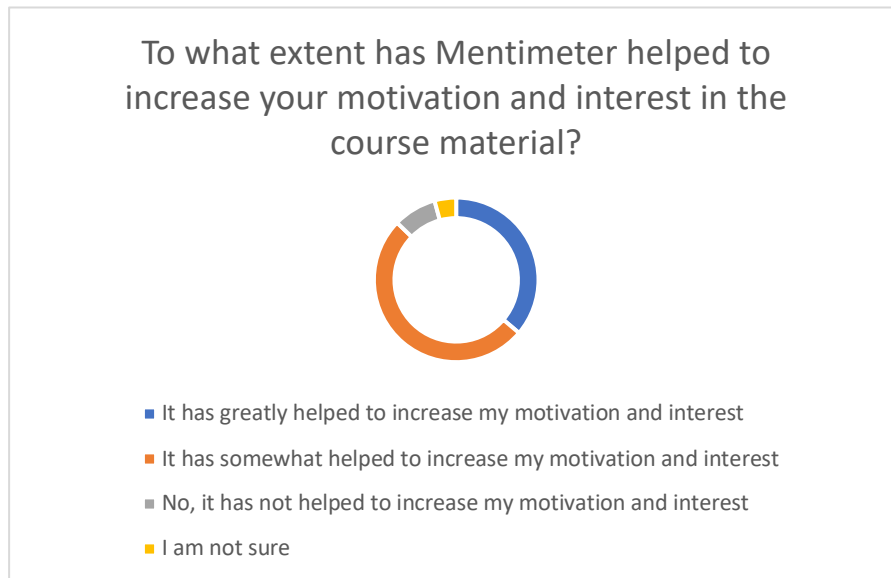
Mentimeter is an easy-to-use web-based teaching tool which can facilitate class engagement. Students can access and respond to questions, quizzes, and surveys through smartphones or computers. Mentimeter is a web-based application and therefore it does not require installation of any software on the computer. In the end of the semester survey in Spring 2023 in two classes, 30 of the 47 survey participating students reported that Mentimeter has greatly increased their engagement in the class.



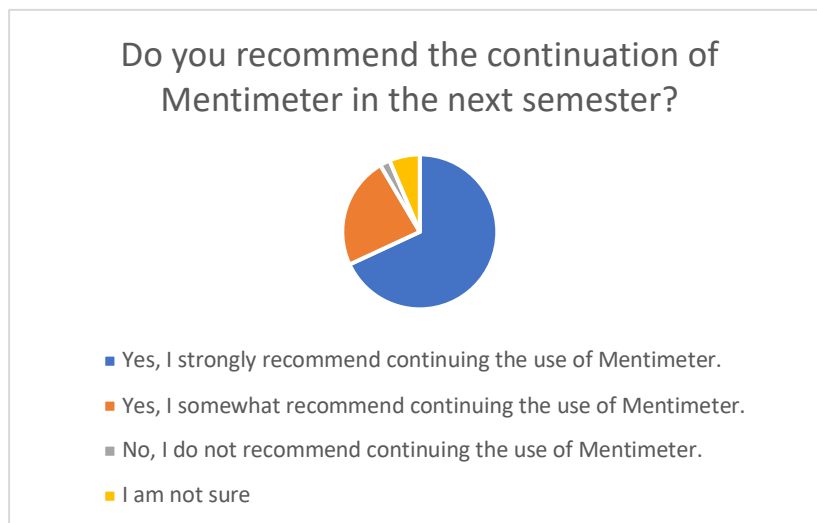
On the question about Mentimeter helping them better understand the course material, 44 of the 46 survey participants reported that Mentimeter has greatly or somewhat helped them better understand the course material. Two students reported that Mentimeter has not helped them better understand the course material.



Most of the survey participants felt that Mentimeter has greatly (N=17) or somewhat (N=24) increased the motivation and interest in the course. Whereas a minority (N=4) reported that Mentimeter has not increased their motivation or interest in the course.



Since Mentimeter provides real time display of results, feedback can be shared with the class in real time. 32 of the 46 recommended the continuation of Mentimeter presentation in the next semester.



Please follow the following steps for creating a Mentimeter presentation and analyze results (multiple choice questions, open ended questions, polling, quiz, and more)

Creating an Account:

Visit the Mentimeter website at www.mentimeter.com.

Click on "Sign Up"

Provide the required information, such as your name, email address, and password.

Creating Presentation:

Log in to your Mentimeter account.

Click on "New Presentation"

Choose a presentation template or start from scratch.

Give a name to the presentation by clicking on the "Untitled Presentation" or "Template name."

Add slides by clicking on the "+" button.

Choosing Question Types:

Choose the question type from the options provided (e.g., multiple-choice, open-ended, rating scale).

Type or paste the question text and possible answers in the space for questions and answers on the right side of the pane.

Adjust any additional settings, such as enable multiple selection or image

Customizing Your Presentation:

Click on "Themes" for selecting from various background colors and visual elements to match your style.

Click on "Settings" to set pace by selecting "Presenter pace" or "Audience pace."

Presenting Your Slides:

Open your desired presentation.

Click on "Present"

Navigate through the slides using the arrow keys or on-screen controls.

Sharing and Collaborating:

Click on the "Share" button in the Mentimeter interface.

Choose how you want to give access to participation (e.g., via link, email, QR code, or embedding).

Set permissions for collaborators, if applicable.

Collecting and Analyzing Responses:

Participants responses will be displayed in real-time on the presentation screen.

To view response analytics, click on the "ellipsis menu" and select "View results."

Export Excel results file or download PDF results file from the "View results" option.